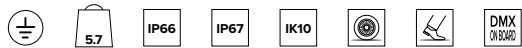
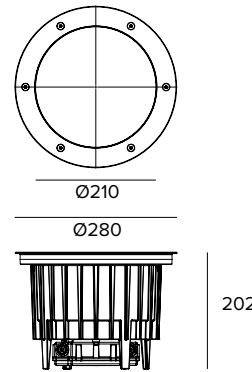


E013ZMHRGWMXCSS | KEPLERO 280 Zoom RGBW

Professional inground recessed adjustable RGBW LED projector



The fixture's photometric values can be found on the following pages



The figures on the drawing are expressed in mm.

SOURCE

High efficiency RGBW LED Emitter.

Energy efficiency class: G

Nominal power: 49W

Nominal flux: See photometries

Colour rendering index: See photometries

CCT nominal: See photometries

ILLUMINOTECHNICAL CHARACTERISTICS

A patented hybrid lens/reflector Zoom optical system with the possibility of sliding and locking on the vertical axis in four positions for as many beam openings. Beam adjustability up to 20° on the vertical plane and 360° on the horizontal plane obtained by rototranslation of the optical group, with double aim locking system. Optic group pre-set for the installation of one or more dedicated optical accessories to be ordered separately.

Optic: ZOOM

Beam angles: SP, FL, MWFL, WFL

Optical efficiency: 100%

Fixture flux: See photometries

Luminous efficacy: See photometries

Photobiological safety: Compliant with RG1 low risk group

MECHANICAL CHARACTERISTICS

Die-cast aluminium body with 3 layers of protection: anodised, cataphoresis and black paint. Brushed stainless steel (AISI 316) ultra flat decorative ring with bevelled edge (natural finish). Version with extra-clear protective glass. Anti theft stainless steel A4 Torx screws.

Colour and finish: Brushed stainless steel

Weight: 5.7Kg

Version: STANDARD

Degree of protection: IP66, IP67

Mechanical Resistance: IK10

ELECTRICAL CHARACTERISTICS

Integrated electronic power supply. Controlled using DMX-RDM protocols that make it possible to programme the fixture remotely (no dip-switch) using the DMX data line. Programming the fixtures is done using the USB-RDM programmer that is available as an accessory.

Fixture Power: See photometries

Power supply: 120-277V 50/60Hz

Insulation Class: CLASS 1

Type of driver / Control: DMX RDM

Driver included: YES

Class F: YES

Ambient temperature: -25°C / +35°C

INSTALLATION

Nylon installation sleeve to be ordered separately as an accessory. The sleeve is pre-set for both flush or straight edge installation. 20kN resistance to static load.

NOTES

All light fixtures must be completed with an installation sleeve. All versions of the KEPLERO family meet all the requirements of EN 60598-2-13 standard regarding drive-over and walk-over performances. Low temperatures on the glass make them suitable even for installation in "special areas", such as spaces for children. Photometrics show the maximum emission values of fixtures. Uses the "Waterblock Plus" technical solution that involves resin coating the connection cables and completely resin coating the integrated driver limiting the risk of humidity reaching the fixture. 110-277Vac version available on request.

WARNING

Luminaire designed for disposal/recycling at end-of-life. Replaceable (LED only) light source by a professional. Replaceable control gear by a professional.

Due to the technological evolution of the electronic components, the data provided may be updated, and as such, confirmation must be requested during the order process.

Luminous flux and power supply have +/-10% tolerances with respect to the indicated value. tq +25°C (CIE 121).

We reserve the right to make technical changes.

Targetti Sankey S.r.l.
Via Pratese, 164
50145 Firenze - Italy
Tel: +39 055 37911
targetti.com
targetti@targetti.com

CCIAA Firenze
Share Capital:
€ 500.000,00
VAT N. (IT):
01537660480
R.E.A: FI-275656

TARGETTI

E013ZMHRGWMXCSS | KEPLERO 280 Zoom RGBW
Professional inground recessed adjustable RGBW LED projector



		H(m)	D(m)	Emax(lx)		
	-					
	-		23°			
Fixture Power	56W	1	0.42	4267		
Source Flux	826lm	2	0.83	1067		
Fixture Flux	826lm	3	1.25	474		
Efficacy	15lm/W	4	1.66	267		
TS904	I _{max} =5165cd/klm	I _{max}	4267cd	5	2.08	171



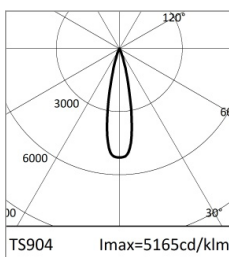
		H(m)	D(m)	Emax(lx)		
	-					
	-		23°			
Fixture Power	58W	1	0.42	3626		
Source Flux	702lm	2	0.83	907		
Fixture Flux	702lm	3	1.25	403		
Efficacy	12lm/W	4	1.66	227		
TS904	I _{max} =5165cd/klm	I _{max}	3626cd	5	2.08	145

SP / RGBW

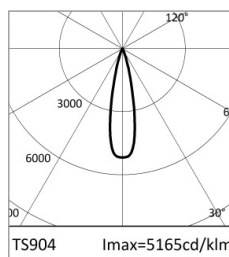
Fixture Power	56W
Nominal flux	826lm
Fixture flux	826lm
Luminous efficacy	15lm/W

SP / RGB

Fixture Power	58W
Nominal flux	702lm
Fixture flux	702lm
Luminous efficacy	12lm/W



		H(m)	D(m)	Emax(lx)		
	4000K					
	Ra80		23°			
Fixture Power	15W	1	0.42	1482		
Source Flux	287lm	2	0.83	371		
Fixture Flux	287lm	3	1.25	165		
Efficacy	19lm/W	4	1.66	93		
TS904	I _{max} =5165cd/klm	I _{max}	1482cd	5	2.08	59



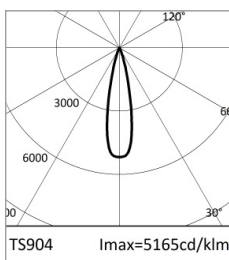
		H(m)	D(m)	Emax(lx)		
	-					
	-		23°			
Fixture Power	20W	1	0.42	1369		
Source Flux	265lm	2	0.83	342		
Fixture Flux	265lm	3	1.25	152		
Efficacy	13lm/W	4	1.66	86		
TS904	I _{max} =5165cd/klm	I _{max}	1369cd	5	2.08	55

SP / WHITE

CCT nominal	4000K
Colour rendering index	80
Fixture Power	15W
Nominal flux	287lm
Fixture flux	287lm
Luminous efficacy	19lm/W

SP / RED

Fixture Power	20W
Nominal flux	265lm
Fixture flux	265lm
Luminous efficacy	13lm/W



		H(m)	D(m)	Emax(lx)		
	-					
	-		23°			
Fixture Power	28W	1	0.42	2268		
Source Flux	439lm	2	0.83	567		
Fixture Flux	439lm	3	1.25	252		
Efficacy	16lm/W	4	1.66	142		
TS904	I _{max} =5165cd/klm	I _{max}	2268cd	5	2.08	91



		H(m)	D(m)	Emax(lx)		
	-					
	-		23°			
Fixture Power	20W	1	0.42	439		
Source Flux	85lm	2	0.83	110		
Fixture Flux	85lm	3	1.25	49		
Efficacy	4lm/W	4	1.66	27		
TS904	I _{max} =5165cd/klm	I _{max}	439cd	5	2.08	18

SP / GREEN

Fixture Power	28W
Nominal flux	439lm
Fixture flux	439lm
Luminous efficacy	16lm/W

SP / BLUE

Fixture Power	20W
Nominal flux	85lm
Fixture flux	85lm
Luminous efficacy	4lm/W

Due to the technological evolution of the electronic components, the data provided may be updated, and as such, confirmation must be requested during the order process. Luminous flux and power supply have +/-10% tolerances with respect to the indicated value. tq +25°C (CIE 121).

We reserve the right to make technical changes.

Targetti Sankey S.r.l.
Via Pratese, 164
50145 Firenze - Italy
Tel: +39 055 37911
targetti.com
targetti@targetti.com

CCIAA Firenze
Share Capital:
€ 500.000,00
VAT N. (IT):
01537660480
R.E.A: FI-275656



E013ZMHRGWMXCSS | KEPLERO 280 Zoom RGBW
Professional inground recessed adjustable RGBW LED projector



		H(m)	D(m)	Emax(lx)
	-			
	-		23°	
Fixture Power	56W	1	0.42	4267
Source Flux	826lm	2	0.83	1067
Fixture Flux	826lm	3	1.25	474
Efficacy	15lm/W	4	1.66	267
TS904	Imax=5165cd/klm	Imax	4267cd	5 2.08 171



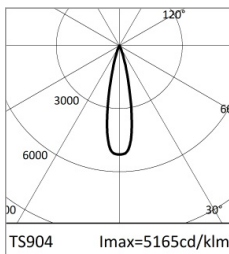
		H(m)	D(m)	Emax(lx)
	-			
	-		23°	
Fixture Power	58W	1	0.42	3626
Source Flux	702lm	2	0.83	907
Fixture Flux	702lm	3	1.25	403
Efficacy	12lm/W	4	1.66	227
TS904	Imax=5165cd/klm	Imax	3626cd	5 2.08 145

FL / RGBW

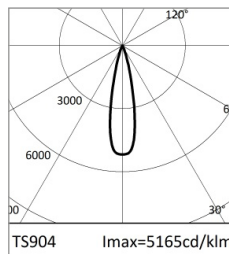
Fixture Power	56W
Nominal flux	1086lm
Fixture flux	1086lm
Luminous efficacy	19lm/W

FL / RGB

Fixture Power	58W
Nominal flux	939lm
Fixture flux	939lm
Luminous efficacy	16lm/W



		H(m)	D(m)	Emax(lx)
	4000K			
	Ra80		23°	
Fixture Power	15W	1	0.42	1482
Source Flux	287lm	2	0.83	371
Fixture Flux	287lm	3	1.25	165
Efficacy	19lm/W	4	1.66	93
TS904	Imax=5165cd/klm	Imax	1482cd	5 2.08 59



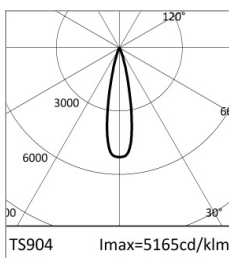
		H(m)	D(m)	Emax(lx)
	-			
	-		23°	
Fixture Power	20W	1	0.42	1369
Source Flux	265lm	2	0.83	342
Fixture Flux	265lm	3	1.25	152
Efficacy	13lm/W	4	1.66	86
TS904	Imax=5165cd/klm	Imax	1369cd	5 2.08 55

FL / WHITE

CCT nominal	4000K
Colour rendering index	80
Fixture Power	15W
Nominal flux	364lm
Fixture flux	364lm
Luminous efficacy	24lm/W

FL / RED

Fixture Power	20W
Nominal flux	345lm
Fixture flux	345lm
Luminous efficacy	17lm/W



		H(m)	D(m)	Emax(lx)
	-			
	-		23°	
Fixture Power	28W	1	0.42	2268
Source Flux	439lm	2	0.83	567
Fixture Flux	439lm	3	1.25	252
Efficacy	16lm/W	4	1.66	142
TS904	Imax=5165cd/klm	Imax	2268cd	5 2.08 91



		H(m)	D(m)	Emax(lx)
	-			
	-		23°	
Fixture Power	20W	1	0.42	439
Source Flux	85lm	2	0.83	110
Fixture Flux	85lm	3	1.25	49
Efficacy	4lm/W	4	1.66	27
TS904	Imax=5165cd/klm	Imax	439cd	5 2.08 18

FL / GREEN

Fixture Power	28W
Nominal flux	592lm
Fixture flux	592lm
Luminous efficacy	21lm/W

FL / BLUE

Fixture Power	20W
Nominal flux	115lm
Fixture flux	115lm
Luminous efficacy	6lm/W

Due to the technological evolution of the electronic components, the data provided may be updated, and as such, confirmation must be requested during the order process. Luminous flux and power supply have +/-10% tolerances with respect to the indicated value. tq +25°C (CIE 121).

We reserve the right to make technical changes.

Targetti Sankey S.r.l.
 Via Pratese, 164
 50145 Firenze - Italy
 Tel: +39 055 37911
 targetti.com
 targetti@targetti.com

CCIAA Firenze
 Share Capital:
 € 500.000,00
 VAT N. (IT):
 01537660480
 R.E.A: FI-275656



E013ZMHRGWMXCSS | KEPLERO 280 Zoom RGBW
Professional inground recessed adjustable RGBW LED projector



		H(m)	D(m)	E _{max} (lx)		
			0.42	4267		
			23°			
Fixture Power	56W	1	0.42	4267		
Source Flux	826lm	2	0.83	1067		
Fixture Flux	826lm	3	1.25	474		
Efficacy	15lm/W	4	1.66	267		
TS904	I _{max} =5165cd/klm	I _{max}	4267cd	5	2.08	171



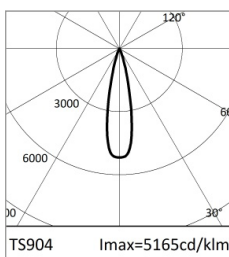
		H(m)	D(m)	E _{max} (lx)		
			0.42	3626		
			23°			
Fixture Power	58W	1	0.42	3626		
Source Flux	702lm	2	0.83	907		
Fixture Flux	702lm	3	1.25	403		
Efficacy	12lm/W	4	1.66	227		
TS904	I _{max} =5165cd/klm	I _{max}	3626cd	5	2.08	145

MWFL / RGBW

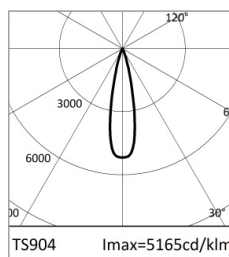
Fixture Power	56W
Nominal flux	1131lm
Fixture flux	1131lm
Luminous efficacy	20lm/W

MWFL / RGB

Fixture Power	58W
Nominal flux	1195lm
Fixture flux	1195lm
Luminous efficacy	21lm/W



	4000K	H(m)	D(m)	E _{max} (lx)		
			0.42	1482		
			23°			
Fixture Power	15W	1	0.42	1482		
Source Flux	287lm	2	0.83	371		
Fixture Flux	287lm	3	1.25	165		
Efficacy	19lm/W	4	1.66	93		
TS904	I _{max} =5165cd/klm	I _{max}	1482cd	5	2.08	59



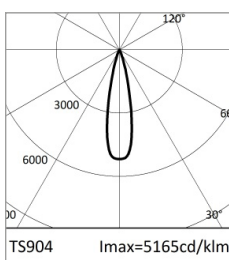
		H(m)	D(m)	E _{max} (lx)		
			0.42	1369		
			23°			
Fixture Power	20W	1	0.42	1369		
Source Flux	265lm	2	0.83	342		
Fixture Flux	265lm	3	1.25	152		
Efficacy	13lm/W	4	1.66	86		
TS904	I _{max} =5165cd/klm	I _{max}	1369cd	5	2.08	55

MWFL / WHITE

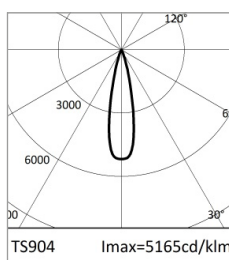
CCT nominal	4000K
Colour rendering index	80
Fixture Power	15W
Nominal flux	443lm
Fixture flux	443lm
Luminous efficacy	30lm/W

MWFL / RED

Fixture Power	20W
Nominal flux	440lm
Fixture flux	440lm
Luminous efficacy	22lm/W



		H(m)	D(m)	E _{max} (lx)		
			0.42	2268		
			23°			
Fixture Power	28W	1	0.42	2268		
Source Flux	439lm	2	0.83	567		
Fixture Flux	439lm	3	1.25	252		
Efficacy	16lm/W	4	1.66	142		
TS904	I _{max} =5165cd/klm	I _{max}	2268cd	5	2.08	91



		H(m)	D(m)	E _{max} (lx)		
			0.42	439		
			23°			
Fixture Power	20W	1	0.42	439		
Source Flux	85lm	2	0.83	110		
Fixture Flux	85lm	3	1.25	49		
Efficacy	4lm/W	4	1.66	27		
TS904	I _{max} =5165cd/klm	I _{max}	439cd	5	2.08	18

MWFL / GREEN

Fixture Power	28W
Nominal flux	747lm
Fixture flux	747lm
Luminous efficacy	27lm/W

MWFL / BLUE

Fixture Power	20W
Nominal flux	148lm
Fixture flux	148lm
Luminous efficacy	7lm/W

Due to the technological evolution of the electronic components, the data provided may be updated, and as such, confirmation must be requested during the order process. Luminous flux and power supply have +/-10% tolerances with respect to the indicated value. tq +25°C (CIE 121).

We reserve the right to make technical changes.

Targetti Sankey S.r.l.
 Via Pratese, 164
 50145 Firenze - Italy
 Tel: +39 055 37911
 targetti.com
 targetti@targetti.com

CCIAA Firenze
 Share Capital:
 € 500.000,00
 VAT N. (IT):
 01537660480
 R.E.A: FI-275656



E013ZMHRGWMXCSS | KEPLERO 280 Zoom RGBW

Professional inground recessed adjustable RGBW LED projector



		H(m)	D(m)	E _{max} (lx)
	-			
	-		23°	
Fixture Power	56W	1	0.42	4267
Source Flux	826lm	2	0.83	1067
Fixture Flux	826lm	3	1.25	474
Efficacy	15lm/W	4	1.66	267
TS904	I _{max} =5165cd/klm	I _{max}	4267cd	5 2.08 171



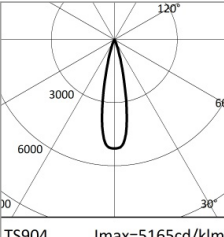
		H(m)	D(m)	E _{max} (lx)
	-			
	-		23°	
Fixture Power	58W	1	0.42	3626
Source Flux	702lm	2	0.83	907
Fixture Flux	702lm	3	1.25	403
Efficacy	12lm/W	4	1.66	227
TS904	I _{max} =5165cd/klm	I _{max}	3626cd	5 2.08 145

WFL / RGBW

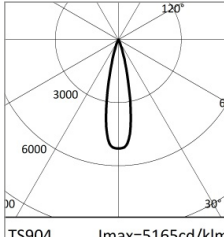
Fixture Power	56W
Nominal flux	1403lm
Fixture flux	1403lm
Luminous efficacy	25lm/W

WFL / RGB

Fixture Power	58W
Nominal flux	1246lm
Fixture flux	1246lm
Luminous efficacy	21lm/W



		H(m)	D(m)	E _{max} (lx)
	4000K			
	Ra80		23°	
Fixture Power	15W	1	0.42	1482
Source Flux	287lm	2	0.83	371
Fixture Flux	287lm	3	1.25	165
Efficacy	19lm/W	4	1.66	93
TS904	I _{max} =5165cd/klm	I _{max}	1482cd	5 2.08 59



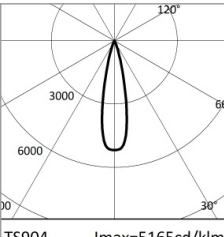
		H(m)	D(m)	E _{max} (lx)
	-			
	-		23°	
Fixture Power	20W	1	0.42	1369
Source Flux	265lm	2	0.83	342
Fixture Flux	265lm	3	1.25	152
Efficacy	13lm/W	4	1.66	86
TS904	I _{max} =5165cd/klm	I _{max}	1369cd	5 2.08 55

WFL / WHITE

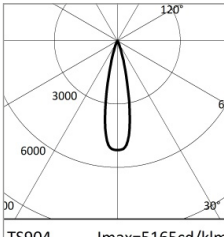
CCT nominal	4000K
Colour rendering index	80
Fixture Power	15W
Nominal flux	461lm
Fixture flux	461lm
Luminous efficacy	31lm/W

WFL / RED

Fixture Power	20W
Nominal flux	469lm
Fixture flux	469lm
Luminous efficacy	23lm/W



		H(m)	D(m)	E _{max} (lx)
	-			
	-		23°	
Fixture Power	28W	1	0.42	2268
Source Flux	439lm	2	0.83	567
Fixture Flux	439lm	3	1.25	252
Efficacy	16lm/W	4	1.66	142
TS904	I _{max} =5165cd/klm	I _{max}	2268cd	5 2.08 91



		H(m)	D(m)	E _{max} (lx)
	-			
	-		23°	
Fixture Power	20W	1	0.42	439
Source Flux	85lm	2	0.83	110
Fixture Flux	85lm	3	1.25	49
Efficacy	4lm/W	4	1.66	27
TS904	I _{max} =5165cd/klm	I _{max}	439cd	5 2.08 18

WFL / GREEN

Fixture Power	28W
Nominal flux	786lm
Fixture flux	786lm
Luminous efficacy	28lm/W

WFL / BLUE

Fixture Power	20W
Nominal flux	153lm
Fixture flux	153lm
Luminous efficacy	8lm/W

Due to the technological evolution of the electronic components, the data provided may be updated, and as such, confirmation must be requested during the order process.
Luminous flux and power supply have +/-10% tolerances with respect to the indicated value. tq +25°C (CIE 121).

We reserve the right to make technical changes.

Targetti Sankey S.r.l.
Via Pratese, 164
50145 Firenze - Italy
Tel: +39 055 37911
targetti.com
targetti@targetti.com

CCIAA Firenze
Share Capital:
€ 500.000,00
VAT N. (IT):
01537660480
R.E.A: FI-275656

TARGETTI

E013ZMHRGWMXCSS | KEPLERO 280 Zoom RGBW Professional inground recessed adjustable RGBW LED projector

Related codes

Sleeve



Code

1E2394

Grey nylon installation sleeve.
The sleeve is pre-set for both flush or straight edge installation.
Complete with dedicated cover cap for installations in concrete.
Flush ring Ø 286 H.225.
Straight edge ring Ø 271 H. 223.

Accessories

Filter



Ø mm

Code

101

1T1696

Flat striped glass blade light refractive filter.
This makes the beam take on an oval shape and when combined with spotlights, the light blade appears more prominent.

Grid



Ø mm

Code

101

1T1699

Anti-glare louver.
Black painted metal honeycomb structure.

Shutter



Colour

Code

●

1E2402

Half-moon shutter.

Tool



Code

1E2496

Metal handle for fixture removal



Code

1E2495

Features TORX HEAD, TX 30.

*Due to the technological evolution of the electronic components, the data provided may be updated, and as such, confirmation must be requested during the order process.
Luminous flux and power supply have +/-10% tolerances with respect to the indicated value. tq +25°C (CIE 121).*

We reserve the right to make technical changes.

Targetti Sankey S.r.l.
Via Pratese, 164
50145 Firenze - Italy
Tel: +39 055 37911
targetti.com
targetti@targetti.com

CCIAA Firenze
Share Capital:
€ 500.000,00
VAT N. (IT):
01537660480
R.E.A: FI-275656

TARGETTI

E013ZMHRGWMXCSS | KEPLERO 280 Zoom RGBW Professional inground recessed adjustable RGBW LED projector

Tool



Code

1E0388

Sucker tool to raise the glass.

Connector



Code

1E3184

IP68 4-way cable connector (5 pole).

Control systems



Code

1E2767

USB-RDM Programmer code.
DMX-RDM (Remote Device Management) address planner.
Used with the "RDM Targetti" software that can be downloaded for free from the Targetti website download section.
To be used with all RGBW products.
The USB-RDM programmer manages to direct DMX-RDM fixtures if there are no BUFFER or Splitter DMXs on the section.
Please refer to the instructions for more details.



Code

A077

my-SCENARIO Show Store.
Programmable DMX interface that integrates the latest innovations in lighting control in architectural and entertainment applications.
It features USB Type-C and Ethernet ports for programming and remote control.
The unit can be fully programmed with ESA Pro 2 software (available for Windows and Mac users) or via mobile applications such as Arcolis (available for iOS or Android devices).
It can be fully customised: pixel mapping, triggering management, patch configuration and much more.
The system offers great possibilities for the control of your lighting installation: multi zone control (allowing the management of up to 5 independent zones), extended triggers (time/date, Sunrise/Sunset, input ports, TCP/UDP commands), 16-bit channels management, full recovery after power loss, up to 99 total scenes, and 1024+ DMX channels.
The intuitive backlit keyboard comes with 10 preset buttons for a user friendly experience.

Due to the technological evolution of the electronic components, the data provided may be updated, and as such, confirmation must be requested during the order process.
Luminous flux and power supply have +/-10% tolerances with respect to the indicated value. tq +25°C (CIE 121).

We reserve the right to make technical changes.

Targetti Sankey S.r.l.
Via Pratese, 164
50145 Firenze - Italy
Tel: +39 055 37911
targetti.com
targetti@targetti.com

CCIAA Firenze
Share Capital:
€ 500.000,00
VAT N. (IT):
01537660480
R.E.A.: FI-275656

TARGETTI

E013ZMHRGWMXCSS | KEPLERO 280 Zoom RGBW Professional inground recessed adjustable RGBW LED projector

Control systems



Code

1T6499

myScenario Wall.

DMX controller with a glass touch sensitive screen for architectural applications. It can control two different DMX universes (2x 512 channels).

Stand alone function or connected to a computer using a USB port.

Software for creating scenarios (that can be downloaded from the Targetti website) included.

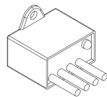
It can manage 10 different lighting zones and 50 scenarios per zone.

The touch keys on the front make it possible to modify and recall programmed scenarios.

USB cable included.

To be used with all RGBW products.

Surge protector



Code

A013A

Surge protector compatible with CLASS I lighting fixtures.

Operating voltage 230-277Vac.

SPD type 2+3.

Max surge protection 10kV.

CLASS I

IP67

Due to the technological evolution of the electronic components, the data provided may be updated, and as such, confirmation must be requested during the order process.

Luminous flux and power supply have +/-10% tolerances with respect to the indicated value. tq +25°C (CIE 121).

We reserve the right to make technical changes.

Targetti Sankey S.r.l.
Via Pratese, 164
50145 Firenze - Italy
Tel: +39 055 37911
targetti.com
targetti@targetti.com

CCIAA Firenze
Share Capital:
€ 500.000,00
VAT N. (IT):
01537660480
R.E.A: FI-275656

TARGETTI